

# 12 Great Building Materials for Kids

Jun 25 Posted by [Jacquie Fisher](#) in [Be Creative](#)

If you have kids and have worked & played with kids, you know they love to build! Stacking items just seems to be second nature for many children

One of our kids' favorite things about going out to eat is being able to use the jelly packets or creamers to build while they wait for their food.

**There are so many wonderful materials that kids can use as construction items. Blocks and LEGOs are great, but let's face it, kids are creative and can find fun ways to build with almost anything.**

# 12 Great Building Materials for Kids



There were quite a few amazing building ideas shared at the [Discover & Explore Build It](#) linky and many of the posts featured some great building materials. Which of these cool items do you have around the house?


## 12 Great Building Materials for Kids



## Blocks

One of the classic building items all kids enjoy! Blocks aren't just for stacking either -- and they also can be made from a variety of materials. **Happy Birthday Author** shows us how to [build & READ with cardboard blocks!](#) **Sunny Day Today Mama** shared a great idea for turning a video game into fun, hands-on block play with their [Homemade Angry Birds game](#).

**Fun-a-Day** also shared a block construction activity -- [building real structures with blocks](#). And if the kids are tired of their block structures falling down while building, head over and visit the **Fit Kids Clubhouse** to [learn how to make 'sticky blocks'](#)!




## Cardboard

We love taking a cardboard box and turning it into something spectacular! Cardboard makes wonderful building material because it's not only sturdy but can also be bent and flexible for your design.


**Happy Hooligans** shared this awesome tutorial on [how to make your own cardboard construction set!](#)

**Craftulate** created a [cool set of cardboard ramps](#) with their big box.



## Food

I've already reminded you of those fun restaurant building sessions with jams and creamers. **Life with Moore Babies** also shows us a [fun way to build & design with cheese cubes](#)! Another popular food building item is marshmallows.



## LEGOs

Another classic building toy that so many kids love to use to create. And here's a wonderful example of LEGO creations -- **Travel Turtle** shows us how to [use LEGOs to build a piece of art](#). And for some amazing [building & learning with Legos](#), visit **Living Montessori Now** for more than 70 fun ideas!



## Metal & Magnets

**What Do We Do All Day?** shared a really fun building idea -- add some magnets to metal items from around the house and you can [build some 'can-structions'](#)!




## Paper & String

Building with paper is actually an ancient art form (think origami!). But you can also use paper in many other ways. **School Time Snippets** shares a few ways you can [use paper to construct a bridge](#) - very fun engineering activities!



## Pillows & Blankets

How about constructing a fort with the kids! Another great building opportunity. **Creative Playhouse** shows us [how to build a fun reading den](#) and **Kitchen Counter Chronicles** shares that no matter how old you might be, [building a fort](#) is still a creative & exciting way to play!



## Pool Noodles

They're not just for swimming! Check out this outstanding [train track sprinkler](#) that was created by Play Trains! I love how they used train terminology while constructing the tracks.



Bridge Building



Challenge




[busykidshappymom.org](http://busykidshappymom.org)

## Popsicle Sticks

There are a lot of items you can build using popsicle sticks -- check out this great [bridge building challenge](#) from **Busy Kids Happy Mom**.





## Recycled Items

There are all types of recycled items that can be used for building and constructing something new. Here's an AWESOME example from **Live and Learn Farm** of how to use unneeded furniture to [construct a box for your chicks](#) (built by a 12 year old - very impressive!)



## Snow

Ah yes, it may be weather dependent but when you get a good amount, it's worth the time outside to create something awesome! We had a neighborhood family that built an Easter Island head instead of your everyday snowman during our last storm. And **Life with Moore Babies** shared how [building a snow fort](#) can be a great way to learn about construction and design!











## Styrofoam

And even though it can be messy, [styrofoam is another great building material for kids](#). Pair it with golf tees, pencils and other items that can be stuck together and you too can build some amazing structures like **Mama Papa Bubba!**

**What unique items do your kids like to build with at home?**

**Make sure to visit us tomorrow when we kick off this week's linky -- Discover & Explore Patriotic Activities!**

## From Sites We Love

 <p><b>S is for Snake</b> Free Printable Pack</p> 	 <p><b>15 GROUNDHOG DAY CRAFTS FOR KIDS</b> THE SIMPLE PARENT.COM</p> 	 	 
<p>S is for Snake {ABCs for Me} Only Passionate Curiosity</p>	<p>Groundhog Day Crafts for Kids (Whether He Sees His Shadow or... The Simple Parent</p>	<p>Easy Snowflake Graham Cracker Snacks The Simple Parent</p>	<p>Celebrate Lunar New Year With Best Buy The Simple Parent</p>

powered by [PubExchange](#)

Tags: [Arts & Crafts](#), [Discover & Explore Linky](#), [science](#)

- [PRINT](#)